



# - The RV with Personality

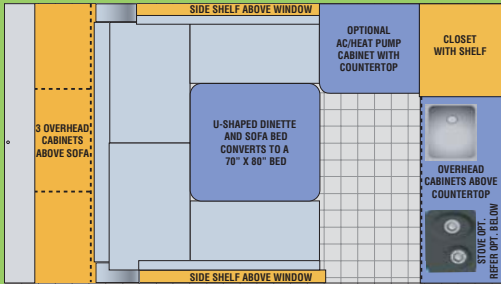
With all of its premium features and retro design, it's easy to see why so many people call T@B home when they are traveling and enjoying the great outdoors.

Plus, it's lightweight, easy to tow and even easier to set up and use. Fun and adventure has never been this simple! So relax, enjoy and take life one T@B at a time ...

## Choosing a T@B That's Right For You Has Never Been Easier!

- ① Choose a floorplan
  - ② Choose your options
  - ③ Choose your colors
- It's just that simple!

### 1. Choose Your Floorplan



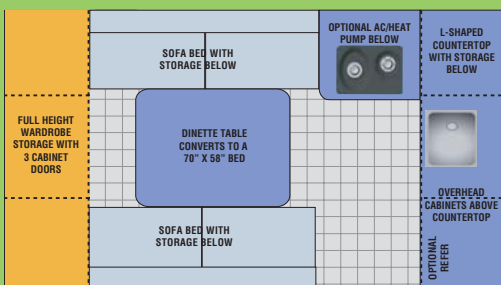
T16-1 "U-Shaped"



T16-1 Front



T16-1 Back



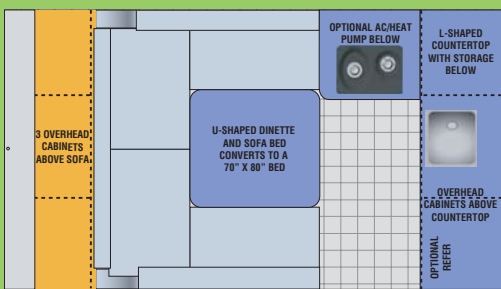
T16-L "L-Shaped"



T16-L Front



T16-L Back



T16-Q "Queen Bed"

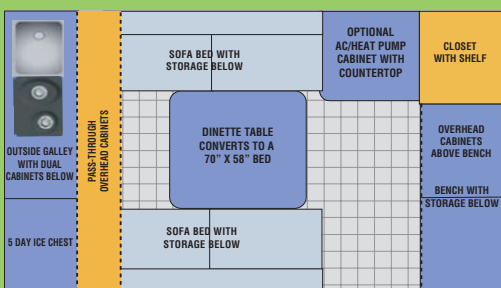


T16-Q Front

\*Shown with optional front window



T16-Q Back



T16-CS "Clam Shell"

(See back cover for T@B Clam Shell exterior photos)



T16-CS Front

\*Shown with optional front window



T16-CS Back

### 3. Choose Your Colors

#### Fabric Choices



Outburst



Block Party



Owner's Club Blue



Starburst Green

#### Exterior

All Trim Colors Available with Silver or White Alufiber®



Mellow Yellow with Silver Alufiber®



Jolt Grey with White Alufiber®



Cherry Red with Silver Alufiber®



Orange Krush with Silver Alufiber®

### 2. Choose Your Options

(See specification chart on back cover for availability)



**12 Volt Refrigerator**  
Compressor-style refrigerator cools quickly and uses very little battery power



**3-Way Refrigerator**  
Absorption-style refrigerator runs on LP, 12 Volt or 110V AC (NA T16-CS)



**Air Conditioner with Heat Pump**



**LP Furnace**



**Screen Door**



**Port-a-Potty**



**Add a Room Tent**



**AM/FM/CD Stereo**



**Bike Rack**



**Patio Awning**



**Northern Breeze Roof Vent**



**Storage Cover**



**Aluminum Rims**

Product information, specifications, and photography in this brochure were as accurate as possible at time of printing. Photographs may contain some features that are optional on your vehicle. Since we continually strive to improve our products, actual products may differ. Prices and specifications are subject to change without notice. All capacities are approximate and dimensions are nominal. Some features shown are optional and may be different or unavailable in Canada. Vehicles are designed for recreational use only and are not intended for use as a primary residence.

Here's to the freedom to roam.



## Microlite Travel Trailers

### The Details - Standard & Optional Features

Standard Exterior Features	T16-1	T16-Q	T16-L	T16-CS*
Your choice of White Alufiber® or Silver Alufiber® exterior skin	STD	STD	STD	STD
Exterior trim color available in four colors: Jolt Grey, Mellow Yellow, Orange Krush, Cherry Red	STD	STD	STD	STD*
Fully laminated body with foam block insulation	STD	STD	STD	STD
15" low profile tires on steel rim	STD	STD	STD	STD
Galvanized microlite frame	STD	STD	STD	STD
Rubber torsion, independent suspension axles	STD	STD	STD	STD
Tongue jack with dolly wheel	STD	STD	STD	STD
7-way plug/5,000# safety chains	STD	STD	STD	STD
Two sets stabilizer jacks	STD	STD	STD	STD
Four grab handles	STD	STD	STD	2-STD*
Custom taillights	STD	STD	STD	STD
Spare tire with lug wrench	STD	STD	STD	STD
Exterior patio light	STD	STD	STD	STD
Exterior 110V receptacle	STD	STD	STD	STD
20 pound LP bottle	STD	STD	STD	STD
ABS bottle cover	STD	STD	STD	NA
Standard Exterior Features	T16-1	T16-Q	T16-L	T16-CS*
Interior colors available – Owners Club Blue, Outburst, Block Party or Starburst Green	STD	STD	STD	STD
Hardwood framed cabinet doors	STD	STD	STD	STD
Poly Plastic, duo-pane windows with roll-away screens/shades	STD	STD	STD	STD
Non-powered roof vent	STD	STD	STD	STD
Premium vinyl flooring	STD	STD	STD	STD
"Easy-up" indoor/outdoor table	STD	STD	STD	STD
12v water pump with 5 gallon fresh water tank	STD	STD	STD	STD
12Volt light fixtures	STD	STD	STD	STD
Sink & stove top	STD	STD	STD	STD
Storage cabinet (if refrigerator is not ordered)	STD	STD	STD	STD
110V A/C to 12V D/C power converter (25 amp) with battery charger	STD	STD	STD	STD

OPTIONAL FEATURES	T16-1	T16-Q	T16-L	T16-CS*
Norcold® three way absorption refrigerator with high elevation kit - 110V A/C, 12V D/C and LP powered	OPT	OPT	OPT	N/A
Norcold® compressor refrigerator – 12V only (Power converter charges battery when connected to 30 amp power cord)	OPT	OPT	OPT	OPT*
LP furnace	OPT	OPT	OPT	OPT
Cool Cat® air conditioner with heat pump	OPT	OPT	OPT	OPT
Northern Breeze® power roof vent	OPT	OPT	OPT	OPT
Port-a-potty (stores in cabinet)	OPT	OPT	OPT	OPT
Aluminum rims with 16" tires	OPT	OPT	OPT	OPT
Awning with storage bag	OPT	OPT	OPT	OPT
AM/FM/CD stereo with two speakers	OPT	OPT	OPT	OPT
Screen room with storage bag	OPT	OPT	OPT	N/A
Bike rack	OPT	OPT	OPT	OPT
Storage cover	OPT	OPT	OPT	OPT
Front window - (available with 12V refrigerator option only - N/A with three way refrigerator option)	N/A	OPT	OPT	OPT

#### \*T@B T16-CS Clam Shell Features

The T@B Clam Shell model has a slightly different body than other T@B floorplans. As a result, a few options and standard features are different than the other models. Below is a list of product differences:



- The colored body trim on T16-CS is only available around the windows and near wheel wells.
- T16-CS includes two grab handles on the front of the unit only.
- A 12 Volt refrigerator is available as an option on the T16-CS. The three way 12V/ 110V/LP refrigerator is not available on T16-CS. An extra storage cabinet will be placed in the rear kitchen of T16-CS if the 12V refrigerator option is not chosen.
- Vinyl LP bottle cover bag is optional.



Warranty: T@B is covered by Thor's limited warranty program.\*

- 1-year bumper to hitch limited warranty.
- 2-year structural limited warranty.
- \*See owner's manual for details.

[www.tab-rv.com](http://www.tab-rv.com)

Dutchmen Manufacturing, Inc.  
A division of Thor Industries

2164 Caragana Court ■ Goshen, IN 46526  
Sales: 574.534.1224 ■ Fax: 574.825.4939

Your local dealer

### Alufiber® Construction



Alufiber® combines aluminum with fiberglass to create the most durable finish available in the industry.

Alufiber® has a high-gloss automotive finish and is easier to clean than traditional fiberglass and aluminum finishes. Plus, it contains a UV resister to reduce yellowing and fading. All units available in white or silver finish.

### Weights & Dimensions

	T16-1 U-Shaped Floorplan	T16-L L-Shaped Floorplan	T16-Q Queen Bed Floorplan	T16-CS Clam Shell Floorplan
Unloaded Vehicle Weight	1585	1615	1615	1520
GVWR	1939	1939	1939	1939
Net Cargo Capacity	354	324	324	419
Hitch Weight	110	145	145	154
Exterior Length	15' 6"	15' 6"	15' 6"	15' 6"
Exterior Width	6' 7"	6' 7"	6' 7"	6' 7"
Exterior Height	7' 9"	7' 9"	7' 9"	7' 9"
Interior Length	10' 3"	10' 3"	10' 3"	10' 3"
Interior Height	5' 9"	5' 9"	5' 9"	5' 9"
Fresh Water Capacity (gal)	5	5	5	5
LP Capacity (lbs)	20	20	20	20

Vehicle loading - Every effort has been made to provide the greatest number of options for the recreational vehicle owner. Along with these choices comes the responsibility to manage the loads that are imposed by the choices that they remain within the manufacturer's specified chassis weight limits. Do not overload the recreational vehicle.

Dry weights based on standard features – Some optional equipment not included. Net carrying capacity (NCC) is determined by subtracting unloaded vehicle weight (UVW) from gross vehicle weight rating (GVWR) and includes fluids, options and cargo. Liquid capacities and weights are approximations only. This information is intended as a guide only. Weights of individual vehicles may vary. Consult your owner's manual for complete loading, weighting and towing instructions.